
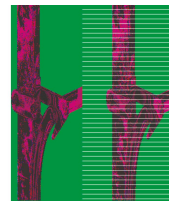





Access door for fixed ladders with arrester systems according to DIN EN 353-1

Product description

- Self-closing thanks to concealed spring mechanism, with preinstalled arrester rail.
- Two entry and exit catches that lock automatically due to the effect of gravity.
- Necessary accessories: stile extensions, straight (Order No. 43243 or 44243).



Product features

Weight

10 kg

Product variants

SKU

43504

Material

Galvanised steel

SKU

44495

Material

Stainless steel