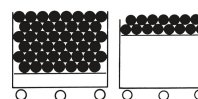




W 161 Spring Loaded Trolleys - 40756

No more bending over: the trolley with self-leveling base is ideal for use in libraries, laundries or in restaurants.

Product description

- The base can move vertically to keep the contents at a constant height for easy access and work ergonomics.
- Depending on the type of trolley, the load capability can be varied from 30 to 195 kg in increments of 15 kg by means of replaceable lifting elements.
- The moveable base does not tilt, even when loaded on only one side.
- Sturdy, generously dimensioned edge and base profile sections, high-strength positive locking ensures permanent bonding to side walls and base.
- Beading for increased stability.
- Effortless to manoeuvre due to easy-running, non-marking rubber wheels that are mounted on roller bearings and equipped with thread guards.
- Trolley with vertically moveable base which keeps the load at constant height for easy access.
- Anodised, edge profile reinforced with abrasion-resistant plastic padding.
- Chassis: 2 swivel and 2 fixed castors, Ø 125 mm, 40 mm wide; smooth-running, non-marking rubber wheels with roller bearings and thread guards.





- Castors arranged centrally for easy manoeuvring, even in the most confined spaces.
- Corner-mounted running gear available on request.

Product features

Chassis arrangement can be changed Yes	Corner beading Yes	Formation Chassis 2 swivel and 2 fixed castors in center arrangement	Internal dimensions L x W x H 1.410 mm × 700 mm × 580 mm	Material Anodised aluminium
Outside dimensions max. L x W x H 1.460 mm × 750 mm × 920 mm	Spring force 150 kg	Volume 570 l	Weight 31.5 kg	Wheel diameter 125 mm
Wheel diameter 40 mm				