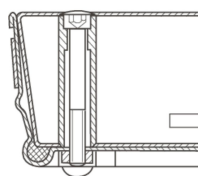



Steel shaft covers, galvanised steel with trough - 47039

Walkable or drivable shaft covers with choice of surface for indoor and outdoor use.


Product description

- Compliant with DIN EN 124 in conjunction with DIN 1229.
- Tapered profile-section construction with multiple bolted joints.
- Easy to open, no jamming.
- Odour-tight and impervious to surface water.
- Load capacity for shaft cover with cover trough: test force 125 kN (= 12.5 t), only after the cover trough has been filled with B 45 concrete (grain 0-8).
- Incl. lift-out handles (pair) made from stainless steel, comprising one self-lifting opening handle and one lift-out handle.
- Trough depth 80 mm (of which 40 mm covered with construction steel grating and 40 mm free area)



Product features

Design height 90 mm	Inside shaft length 1000 mm	Inside shaft size 1.000mm × 1.000mm	Inside shaft width 1000 mm	Material, cover Steel, galvanised
Material, frame	Outside dimensions	Transport dimensions	Trough depth	



Steel, galvanised

max. L x W x H

1.120 mm x 1.120
mm

1.120 mm x 1.120
mm x 90 mm

80 mm