





# Stainless-steel shaft covers with cover trough - 47062

Shaft covers that can be walked or driven on, with customisable inner and outer surface.


## Product description

- Compliant with DIN EN 124 in conjunction with DIN 1229.
- Tapering section design, therefore easy to open. No sticking.
- Easy to open, no jamming.
- Odour-tight and impervious to surface water.
- Load with choice of surface: test force 125 kN (=12.5 t), only after cover trough has been filled by customer with B 45 concrete (grain 0-8).
- Incl. lift-out handles (pair) made from stainless steel, comprising one self-lifting opening handle and one lift-out handle.
- Trough depth 80 mm (of which 40 mm covered with construction steel grating and 40 mm free area)



## Product features

|                               |                                      |   |                                     |   |
|-------------------------------|--------------------------------------|---|-------------------------------------|---|
| Design height<br><b>90 mm</b> | Inside shaft length<br><b>500 mm</b> | Inside shaft size<br><b>500mm × 500mm</b> | Inside shaft width<br><b>500 mm</b> | Outside dimensions max. L x W x H<br><b>620 mm × 620 mm</b> |
| Transport dimensions          | Trough depth                         |   |                                     |   |



620 mm × 620 mm  
× 90 mm

80 mm