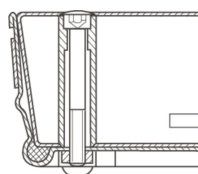



# Stainless-steel shaft covers with cover trough - 47065

Shaft covers that can be walked or driven on, with customisable inner and outer surface.


## Product description

- Compliant with DIN EN 124 in conjunction with DIN 1229.
- Tapering section design, therefore easy to open. No sticking.
- Easy to open, no jamming.
- Odour-tight and impervious to surface water.
- Load with choice of surface: test force 125 kN (=12.5 t), only after cover trough has been filled by customer with B 45 concrete (grain 0-8).
- Incl. lift-out handles (pair) made from stainless steel, comprising one self-lifting opening handle and one lift-out handle.
- Trough depth 80 mm (of which 40 mm covered with construction steel grating and 40 mm free area)



## Product features

Design height <b>90 mm</b>	Inside shaft length <b>635 mm</b>	Inside shaft size <b>635mm × 635mm</b>	Inside shaft width <b>635 mm</b>	Outside dimensions max. L x W x H <b>755 mm × 755 mm</b>
Transport dimensions	Trough depth			



750 mm × 750 mm  
× 90 mm

80 mm