

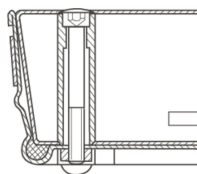



Stainless-steel shaft covers with cover trough - 47067

Shaft covers that can be walked or driven on, with customisable inner and outer surface.


Product description

- Compliant with DIN EN 124 in conjunction with DIN 1229.
- Tapering section design, therefore easy to open. No sticking.
- Easy to open, no jamming.
- Odour-tight and impervious to surface water.
- Load with choice of surface: test force 125 kN (=12.5 t), only after cover trough has been filled by customer with B 45 concrete (grain 0-8).
- Incl. lift-out handles (pair) made from stainless steel, comprising one self-lifting opening handle and one lift-out handle.
- Trough depth 80 mm (of which 40 mm covered with construction steel grating and 40 mm free area)



Product features

Design height 90 mm	Inside shaft length 800 mm	Inside shaft size 800mm × 800mm	Inside shaft width 800 mm	Outside dimensions max. L x W x H 920 mm × 920 mm
Transport dimensions	Trough depth			



920 mm × 920 mm
× 90 mm

80 mm