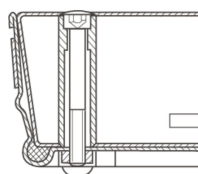



Stainless-steel shaft covers with cover trough - 47070

Shaft covers that can be walked or driven on, with customisable inner and outer surface.


Product description

- Compliant with DIN EN 124 in conjunction with DIN 1229.
- Tapering section design, therefore easy to open. No sticking.
- Easy to open, no jamming.
- Odour-tight and impervious to surface water.
- Load with choice of surface: test force 125 kN (=12.5 t), only after cover trough has been filled by customer with B 45 concrete (grain 0-8).
- Incl. lift-out handles (pair) made from stainless steel, comprising one self-lifting opening handle and one lift-out handle.
- Trough depth 80 mm (of which 40 mm covered with construction steel grating and 40 mm free area)



Product features

Design height	Inside shaft length	Inside shaft size	Inside shaft width	Outside dimensions max. L x W x H
90 mm	1000 mm	1.000mm × 1.000mm	1000 mm	1.120 mm × 1.120 mm



Transport dimensions

**1.120 mm × 1.120
mm × 90 mm**

Trough depth

80 mm