






Single-section fixed ladder systems, access height of up to 10 m, V4A stainless steel

Stationary access to buildings and machinery up to a height of 10 m, also suitable and approved for use as an escape route.

Product description

- For stationary mounting, on buildings either for maintenance in accordance with DIN 18 799-1 or as an emergency ladder system in accordance with DIN 14 094-1 or as machine access steps in accordance with DIN EN ISO 14 122-4.
- Back cage as safety system, complies with any standard.
- Arrestor rail as a safety system in accordance with DIN EN 353-1, DIN 18 799-1 and DIN EN ISO 14 122-4, can be supplied as a single-section fixed ladder even with climbing heights of over 10 m.
- Ladder width: 520 mm.
- Wall brackets with various wall distances up to 600 mm can be selected.
- The distance between the wall brackets is max. 2.00 m. But each ladder section must be mounted with at least 2 wall brackets.
- Safety barriers, access protection and platforms can be selected to suit individual requirements.
- On request, we can also produce fixed-ladders that differ from the standard specifications.



Hints and special features

Dowels and screws/bolts for wall mounting are not included in the scope of delivery.

The prices for single-section systems listed below are calculated as follows: Wall bracket in the form of a U-



bar, 200 mm rigid, straight stile extensions on both sides, incl. back cage in accordance with DIN 18 799-1. In the case of other requirements, please use our planning system for fixed ladders.

Product features

| | |
|------------------------|-----------------|
| Material | Warranty |
| Stainless steel | 10 years |

Product variants

| | | |
|--|--|---|
| SKU 58448 | SKU 58457 | SKU 58465 |
| Overall length incl. stile 5.9 m | Overall length incl. stile 6.7 m | Overall length incl. stile 7.6 m |
| access height 4.8 m | access height 5.6 m | access height 6.5 m |
| SKU 58474 | SKU 58485 | SKU 58496 |
| Overall length incl. stile 8.5 m | Overall length incl. stile 9.6 m | Overall length incl. stile 10.7 m |
| access height 7.4 m | access height 8.5 m | access height 9.6 m |