

Access steps with platform

Stationary access to buildings and machines with platforms.


Product description

- Different angles of inclination, 45° for comfortable access, 60° for confined spaces.
- Selection of tread widths 600 mm, 800 mm or 1000 mm.
- Serrated aluminium (R10) step and platform surfaces as standard. Also available as steel open grid (R12) and steel perforated plate (R13) for extra non-slip properties.
- Individually adjustable platform lengths.
- Support section mounting element for use as a free-standing work platform.
- Individual guardrail configuration on the platform, optionally with swing door or pole barrier.
- Maximum flexibility with optional handrails and guardrails which can be removed without tools.
- Stiles made from high-strength aluminium extrusions with screw channels for flexible assembly options.
- Quick and simple assembly with the ZARGES connection system with a high level of pre-assembly.



Hints and special features

We recommend equipping the product in accordance



with the German Equipment and Product Safety Act (ProdSG) with two-sided handrails and, for steps with platforms or maintenance platforms, all-round fall protection (e.g. guardrails). If handrails or guardrails are not desired, the operator must ensure sufficient regulatory protection.

Standard applied: DIN EN ISO 14122.

Product features

Load capacity	Max. load per tread	Platform length	Standards	Warranty
max. 300 kg	150 kg	600 mm	EN ISO 14122	10 years

Product variants

SKU	SKU	SKU
40155424	40155426	40155428
Inclination	Inclination	Inclination
45 °	45 °	45 °
Number of treads	Number of treads	Number of treads
5	7	9
Overall span	Overall span	Overall span
1730 mm	2160 mm	2590 mm
Tread width	Tread width	Tread width
600 mm	600 mm	600 mm
Vertical height	Vertical height	Vertical height
1070 mm	1500 mm	1930 mm




SKU	SKU	SKU
40155430	40155432	40155434
Inclination	Inclination	Inclination
45 °	45 °	45 °
Number of treads	Number of treads	Number of treads
11	13	15
Overall span	Overall span	Overall span
3020 mm	3451 mm	3881 mm
Tread width	Tread width	Tread width
600 mm	600 mm	600 mm
Vertical height	Vertical height	Vertical height
2360 mm	2790 mm	3220 mm
SKU	SKU	SKU
40155436	40155438	40155444
Inclination	Inclination	Inclination
45 °	45 °	45 °
Number of treads	Number of treads	Number of treads
17	19	5
Overall span	Overall span	Overall span
4311 mm	4741 mm	1730 mm
Tread width	Tread width	Tread width
600 mm	600 mm	800 mm
Vertical height	Vertical height	Vertical height
3650 mm	4080 mm	1070 mm
SKU	SKU	SKU




40155446	40155448	40155450
Inclination	Inclination	Inclination
45 °	45 °	45 °
Number of treads	Number of treads	Number of treads
7	9	11
Overall span	Overall span	Overall span
2160 mm	2590 mm	3020 mm
Tread width	Tread width	Tread width
800 mm	800 mm	800 mm
Vertical height	Vertical height	Vertical height
1500 mm	1930 mm	2360 mm
SKU	SKU	SKU
40155452	40155454	40155456
Inclination	Inclination	Inclination
45 °	45 °	45 °
Number of treads	Number of treads	Number of treads
13	15	17
Overall span	Overall span	Overall span
3451 mm	3881 mm	4311 mm
Tread width	Tread width	Tread width
800 mm	800 mm	800 mm
Vertical height	Vertical height	Vertical height
2790 mm	3220 mm	3650 mm
SKU	SKU	SKU
40155458	40155464	40155466



Inclination 45 °	Inclination 45 °	Inclination 45 °
Number of treads 19	Number of treads 5	Number of treads 7
Overall span 4741 mm	Overall span 1730 mm	Overall span 2160 mm
Tread width 800 mm	Tread width 1000 mm	Tread width 1000 mm
Vertical height 4080 mm	Vertical height 1070 mm	Vertical height 1500 mm
SKU 40155468	SKU 40155470	SKU 40155472
Inclination 45 °	Inclination 45 °	Inclination 45 °
Number of treads 9	Number of treads 11	Number of treads 13
Overall span 2590 mm	Overall span 3020 mm	Overall span 3451 mm
Tread width 1000 mm	Tread width 1000 mm	Tread width 1000 mm
Vertical height 1930 mm	Vertical height 2360 mm	Vertical height 2790 mm
SKU 40155474	SKU 40155476	SKU 40155478



Inclination 45 °	Inclination 45 °	Inclination 45 °
Number of treads 15	Number of treads 17	Number of treads 19
Overall span 3881 mm	Overall span 4311 mm	Overall span 4741 mm
Tread width 1000 mm	Tread width 1000 mm	Tread width 1000 mm
Vertical height 3220 mm	Vertical height 3650 mm	Vertical height 4080 mm
SKU 40155364	SKU 40155366	SKU 40155368
Inclination 60 °	Inclination 60 °	Inclination 60 °
Number of treads 5	Number of treads 7	Number of treads 9
Overall span 1407 mm	Overall span 1695 mm	Overall span 1984 mm
Tread width 600 mm	Tread width 600 mm	Tread width 600 mm
Vertical height 1250 mm	Vertical height 1750 mm	Vertical height 2250 mm
SKU 40155370	SKU 40155372	SKU 40155374
Inclination	Inclination	Inclination



60 °	60 °	60 °
Number of treads	Number of treads	Number of treads
11	13	15
Overall span	Overall span	Overall span
2273 mm	2561 mm	2850 mm
Tread width	Tread width	Tread width
600 mm	600 mm	600 mm
Vertical height	Vertical height	Vertical height
2750 mm	3250 mm	3750 mm
SKU	SKU	SKU
40155376	40155378	40155384
Inclination	Inclination	Inclination
60 °	60 °	60 °
Number of treads	Number of treads	Number of treads
17	19	5
Overall span	Overall span	Overall span
3139 mm	3427 mm	1407 mm
Tread width	Tread width	Tread width
600 mm	600 mm	800 mm
Vertical height	Vertical height	Vertical height
4250 mm	4750 mm	1250 mm
SKU	SKU	SKU
40155386	40155388	40155390
Inclination	Inclination	Inclination
60 °	60 °	60 °



Number of treads 7	Number of treads 9	Number of treads 11
Overall span 1695 mm	Overall span 1984 mm	Overall span 2273 mm
Tread width 800 mm	Tread width 800 mm	Tread width 800 mm
Vertical height 1750 mm	Vertical height 2250 mm	Vertical height 2750 mm
SKU 40155392	SKU 40155394	SKU 40155396
Inclination 60 °	Inclination 60 °	Inclination 60 °
Number of treads 13	Number of treads 15	Number of treads 17
Overall span 2561 mm	Overall span 2850 mm	Overall span 3139 mm
Tread width 800 mm	Tread width 800 mm	Tread width 800 mm
Vertical height 3250 mm	Vertical height 3750 mm	Vertical height 4250 mm
SKU 40155398	SKU 40155404	SKU 40155406
Inclination 60 °	Inclination 60 °	Inclination 60 °



Number of treads 19	Number of treads 5	Number of treads 7
Overall span 3427 mm	Overall span 1407 mm	Overall span 1695 mm
Tread width 800 mm	Tread width 1000 mm	Tread width 1000 mm
Vertical height 4750 mm	Vertical height 1250 mm	Vertical height 1750 mm
SKU 40155408	SKU 40155410	SKU 40155412
Inclination 60 °	Inclination 60 °	Inclination 60 °
Number of treads 9	Number of treads 11	Number of treads 13
Overall span 1984 mm	Overall span 2273 mm	Overall span 2561 mm
Tread width 1000 mm	Tread width 1000 mm	Tread width 1000 mm
Vertical height 2250 mm	Vertical height 2750 mm	Vertical height 3250 mm
SKU 40155414	SKU 40155416	SKU 40155418
Inclination 60 °	Inclination 60 °	Inclination 60 °
Number of treads	Number of treads	Number of treads



15	17	19
Overall span	Overall span	Overall span
2850 mm	3139 mm	3427 mm
Tread width	Tread width	Tread width
1000 mm	1000 mm	1000 mm
Vertical height	Vertical height	Vertical height
3750 mm	4250 mm	4750 mm